

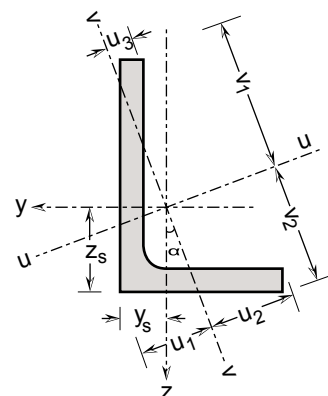
### Unequal leg angles

Dimensions: in accordance with EN 10056-1: 1998  
Tolerances: EN 10056-2:1993

General properties													
Designation		Dimensions					Position of axes						
	G kg/m	h mm	b mm	t mm	r mm	A mm <sup>2</sup> x10 <sup>2</sup>	y <sub>s</sub> mm	z <sub>s</sub> mm	v <sub>1</sub> mm	v <sub>2</sub> mm	u <sub>1</sub> mm	u <sub>2</sub> mm	u <sub>3</sub> mm
L 20 x 10 x 3	0.66	20	10	3	3.5	0.82	2.77	7.62	12.69	9.08	4.46	5.61	2.72
L 25 x 15 x 3	0.90	25	15	3	3.5	1.12	3.87	8.76	16.62	11.91	6.52	8.17	4.00
L 30 x 15 x 3	1.03	30	15	3	5	1.29	3.56	10.75	19.54	13.18	6.04	8.71	3.55
L 30 x 20 x 3	1.15	30	20	3	5	1.44	4.97	9.78	20.55	14.87	8.39	10.42	5.29
L 30 x 20 x 4	1.49	30	20	4	5	1.87	5.38	10.24	20.31	15.09	8.92	10.30	5.59
L 40 x 20 x 3	1.39	40	20	3	5	1.74	4.37	14.06	26.22	17.48	7.70	11.89	4.51
L 40 x 20 x 4	1.82	40	20	4	6	2.28	4.76	14.42	25.97	17.67	8.10	11.64	4.79
L 40 x 20 x 5	2.23	40	20	5	6	2.79	5.17	14.89	25.62	17.98	8.55	11.44	5.16
L 40 x 30 x 3	1.63	40	30	3	5	2.04	7.34	12.21	27.92	21.55	12.28	14.62	8.56
L 40 x 30 x 4	2.14	40	30	4	6	2.68	7.71	12.57	27.81	21.64	12.75	14.49	8.68
L 40 x 30 x 5	2.63	40	30	5	6	3.29	8.12	13.01	27.63	21.80	13.30	14.44	8.93
L 45 x 30 x 3	1.77	45	30	3	7	2.21	6.80	13.94	31.25	21.89	11.70	16.00	7.53
L 45 x 30 x 4	2.31	45	30	4	7	2.89	7.26	14.49	30.92	22.23	12.36	15.72	7.85
L 45 x 30 x 5	2.84	45	30	5	7	3.55	7.69	14.97	30.65	22.48	12.92	15.57	8.15
L 50 x 30 x 3	1.89	50	30	3	7	2.36	6.46	16.02	34.21	22.88	11.38	16.98	6.97
L 50 x 30 x 4	2.47	50	30	4	7	3.09	6.92	16.58	33.83	23.28	12.02	16.66	7.33
L 50 x 30 x 5	3.04	50	30	5	7	3.80	7.35	17.07	33.51	23.57	12.56	16.46	7.66
L 50 x 40 x 3	2.13	50	40	3	7	2.66	9.58	14.38	35.35	28.20	15.70	18.61	11.77
L 50 x 40 x 4	2.79	50	40	4	7	3.49	10.06	14.91	35.14	28.43	16.40	18.41	11.97
L 50 x 40 x 5	3.44	50	40	5	7	4.30	10.50	15.38	34.98	28.58	17.01	18.33	12.19
L 60 x 30 x 5	3.45	60	30	5	8	4.32	6.75	21.28	39.20	26.31	11.75	17.70	6.91
L 60 x 30 x 6	4.09	60	30	6	8	5.11	7.17	21.76	38.83	26.65	12.23	17.48	7.28
L 60 x 30 x 7	4.70	60	30	7	8	5.88	7.57	22.22	38.50	26.94	12.66	17.30	7.64

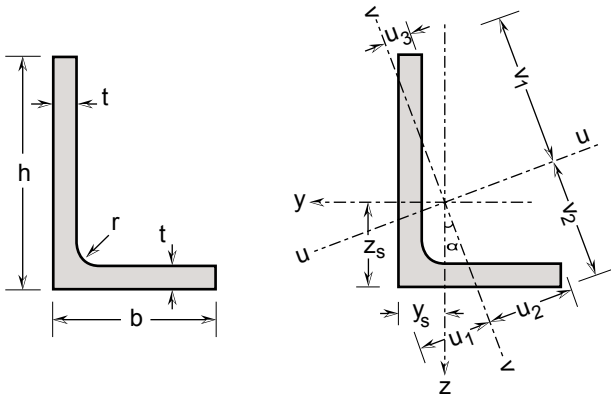
**Stainless steel**

Grade according to EN 10088-3: 1D  
Surface condition: blasted and pickled



Structural properties

Designation	Axis y-y			Axis z-z			Axis u-u		Axis v-v		$I_{yz}$ mm <sup>4</sup> x10 <sup>4</sup>	$\alpha$
	$I_y$ mm <sup>4</sup> x10 <sup>4</sup>	$W_{el,y}$ mm <sup>3</sup> x10 <sup>3</sup>	$i_y$ mm x10	$I_z$ mm <sup>4</sup> x10 <sup>4</sup>	$W_{el,z}$ mm <sup>3</sup> x10 <sup>3</sup>	$i_z$ mm x10	$I_u$ mm <sup>4</sup> x10 <sup>4</sup>	$i_u$ mm x10	$I_v$ mm <sup>4</sup> x10 <sup>4</sup>	$i_v$ mm x10		
L 20 x 10 x 3	0.31	0.25	0.61	0.05	0.07	0.24	0.32	0.63	0.03	0.20	-0.06	13.33
L 25 x 15 x 3	0.68	0.42	0.78	0.18	0.16	0.40	0.74	0.81	0.11	0.31	-0.19	19.03
L 30 x 15 x 3	1.12	0.58	0.93	0.18	0.16	0.37	1.18	0.96	0.12	0.30	-0.25	13.90
L 30 x 20 x 3	1.23	0.61	0.93	0.43	0.28	0.55	1.41	0.99	0.25	0.42	-0.42	22.95
L 30 x 20 x 4	1.57	0.80	0.92	0.54	0.37	0.54	1.79	0.98	0.32	0.42	-0.52	22.73
L 40 x 20 x 3	2.78	1.07	1.27	0.46	0.29	0.51	2.94	1.30	0.30	0.42	-0.63	14.24
L 40 x 20 x 4	3.55	1.39	1.25	0.57	0.38	0.50	3.74	1.28	0.38	0.41	-0.79	13.96
L 40 x 20 x 5	4.28	1.70	1.24	0.69	0.47	0.50	4.50	1.27	0.46	0.41	-0.93	13.70
L 40 x 30 x 3	3.19	1.15	1.25	1.53	0.67	0.87	3.88	1.38	0.83	0.64	-1.28	28.52
L 40 x 30 x 4	4.08	1.49	1.23	1.94	0.87	0.85	4.95	1.36	1.06	0.63	-1.63	28.32
L 40 x 30 x 5	4.94	1.83	1.23	2.34	1.07	0.84	5.98	1.35	1.29	0.63	-1.95	28.18
L 45 x 30 x 3	4.34	1.40	1.40	1.51	0.65	0.83	4.96	1.50	0.89	0.64	-1.46	22.97
L 45 x 30 x 4	5.65	1.85	1.40	1.97	0.87	0.82	6.46	1.49	1.16	0.63	-1.91	23.04
L 45 x 30 x 5	6.86	2.29	1.39	2.38	1.07	0.82	7.84	1.49	1.41	0.63	-2.31	22.95
L 50 x 30 x 3	5.85	1.72	1.57	1.55	0.66	0.81	6.44	1.65	0.96	0.64	-1.71	19.24
L 50 x 30 x 4	7.61	2.28	1.57	2.02	0.88	0.81	8.39	1.65	1.24	0.63	-2.23	19.30
L 50 x 30 x 5	9.26	2.81	1.56	2.45	1.08	0.80	10.20	1.64	1.51	0.63	-2.70	19.21
L 50 x 40 x 3	6.41	1.80	1.55	3.62	1.19	1.17	8.12	1.75	1.91	0.85	-2.78	31.65
L 50 x 40 x 4	8.37	2.39	1.55	4.72	1.58	1.16	10.63	1.74	2.46	0.84	-3.65	31.72
L 50 x 40 x 5	10.21	2.95	1.54	5.75	1.95	1.16	12.96	1.74	3.00	0.84	-4.45	31.69
L 60 x 30 x 5	15.41	3.98	1.89	2.53	1.09	0.77	16.29	1.94	1.65	0.62	-3.47	14.15
L 60 x 30 x 6	18.05	4.72	1.88	2.95	1.29	0.76	19.06	1.93	1.95	0.62	-4.02	14.02
L 60 x 30 x 7	20.54	5.44	1.87	3.35	1.49	0.75	21.65	1.92	2.23	0.62	-4.51	13.83



### Unequal leg angles

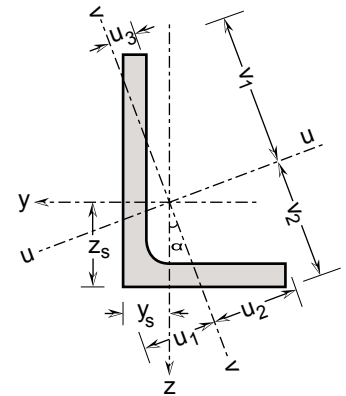
Dimensions: in accordance with EN 10056-1: 1998  
Tolerances: EN 10056-2:1993

General properties													
Designation		Dimensions					Position of axes						
	G kg/m	h mm	b mm	t mm	r mm	A mm <sup>2</sup> x10 <sup>2</sup>	y <sub>s</sub> mm	z <sub>s</sub> mm	v <sub>1</sub> mm	v <sub>2</sub> mm	u <sub>1</sub> mm	u <sub>2</sub> mm	u <sub>3</sub> mm
L 60 x 40 x 5	3.85	60	40	5	8 / 2 *	4.82	9.61	19.33	41.17	29.74	16.45	21.03	10.54
L 60 x 40 x 6	4.57	60	40	6	8 / 2 *	5.71	10.03	19.79	40.92	29.97	17.00	20.89	10.84
L 65 x 50 x 5	4.47	65	50	5	9 / 2 *	5.59	12.34	19.60	45.55	35.68	20.42	23.85	14.47
L 65 x 50 x 7	6.12	65	50	7	9 / 2 *	7.65	13.19	20.52	45.19	36.03	21.61	23.68	14.95
L 65 x 50 x 8	6.92	65	50	8	9 / 2 *	8.65	13.59	20.94	45.04	36.16	22.15	23.67	15.20
L 65 x 50 x 9	7.70	65	50	9	9 / 2 *	9.63	13.98	21.35	44.90	36.28	22.66	23.69	15.46
L 70 x 50 x 6	5.54	70	50	6	9 / 2 *	6.93	12.35	22.10	48.43	36.45	20.84	25.15	13.91
L 70 x 50 x 7	6.40	70	50	7	9 / 2 *	8.00	12.77	22.55	48.22	36.64	21.39	25.06	14.19
L 70 x 50 x 8	7.24	70	50	8	9 / 2 *	9.05	13.17	22.98	48.03	36.81	21.92	25.01	14.46
L 70 x 50 x 9	8.06	70	50	9	9 / 2 *	10.08	13.56	23.39	47.85	36.95	22.41	24.99	14.74
L 75 x 50 x 6	5.78	75	50	6	9 / 2 *	7.23	11.96	24.16	51.42	37.25	20.55	26.32	13.23
L 75 x 50 x 7	6.68	75	50	7	9 / 2 *	8.35	12.38	24.62	51.18	37.47	21.09	26.20	13.53
L 75 x 50 x 8	7.56	75	50	8	9 / 2 *	9.45	12.78	25.05	50.95	37.67	21.60	26.11	13.83
L 75 x 55 x 6	6.02	75	55	6	9 / 2 *	7.53	13.55	23.32	52.10	39.81	22.78	27.21	15.57
L 75 x 55 x 7	6.96	75	55	7	9 / 2 *	8.70	13.97	23.77	51.91	39.99	23.35	27.13	15.84
L 75 x 55 x 8	7.88	75	55	8	9 / 2 *	9.85	14.37	24.20	51.73	40.15	23.88	27.09	16.11
L 75 x 55 x 9	8.78	75	55	9	9 / 2 *	10.98	14.77	24.61	51.56	40.29	24.39	27.07	16.37
L 80 x 40 x 6	5.56	80	40	6	10 / 2 *	6.95	8.74	28.13	52.43	34.95	15.39	23.78	9.03
L 80 x 40 x 8	7.25	80	40	8	10 / 2 *	9.07	9.57	29.10	51.70	35.62	16.35	23.33	9.77
L 80 x 65 x 6	6.76	80	65	6	10 / 2 *	8.45	16.35	23.66	56.26	46.17	26.54	29.52	19.77
L 80 x 65 x 8	8.85	80	65	8	10 / 2 *	11.07	17.21	24.56	55.98	46.44	27.73	29.44	20.20
L 80 x 65 x 10	10.89	80	65	10	10 / 2 *	13.61	18.00	25.38	55.74	46.65	28.82	29.49	20.66
L 90 x 60 x 6	7.02	90	60	6	11 / 2 *	8.77	13.82	28.38	62.06	44.34	23.92	31.83	15.48
L 90 x 60 x 8	9.19	90	60	8	11 / 2 *	11.49	14.68	29.34	61.52	44.86	25.08	31.48	16.09

\* Profiles are also available laser fused with full penetration, equivalent to hot rolled (r = laser seam).

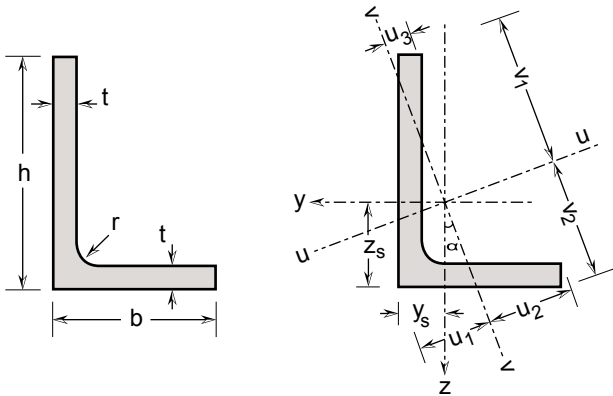
**Stainless steel**

Grade according to EN 10088-3: 1D  
Surface condition: blasted and pickled



Structural properties

Designation	Axis y-y			Axis z-z			Axis u-u		Axis v-v		$I_{yz}$ mm <sup>4</sup> x10 <sup>4</sup>	$\alpha$
	$I_y$ mm <sup>4</sup> x10 <sup>4</sup>	$W_{el,y}$ mm <sup>3</sup> x10 <sup>3</sup>	$i_y$ mm x10	$I_z$ mm <sup>4</sup> x10 <sup>4</sup>	$W_{el,z}$ mm <sup>3</sup> x10 <sup>3</sup>	$i_z$ mm x10	$I_u$ mm <sup>4</sup> x10 <sup>4</sup>	$i_u$ mm x10	$I_v$ mm <sup>4</sup> x10 <sup>4</sup>	$i_v$ mm x10		
L 60 x 40 x 5	17.00	4.18	1.88	5.98	1.97	1.11	19.49	2.01	3.49	0.85	-5.79	23.21
L 60 x 40 x 6	19.96	4.96	1.87	7.00	2.33	1.11	22.86	2.00	4.10	0.85	-6.78	23.13
L 65 x 50 x 5	22.79	5.02	2.02	11.62	3.09	1.44	28.17	2.25	6.25	1.06	-9.43	29.68
L 65 x 50 x 7	30.71	6.91	2.00	15.61	4.24	1.43	37.92	2.23	8.40	1.05	-12.68	29.61
L 65 x 50 x 8	34.40	7.81	1.99	17.44	4.79	1.42	42.40	2.21	9.44	1.04	-14.13	29.52
L 65 x 50 x 9	37.92		1.98	19.18	5.33	1.41	46.63	2.20	10.47	1.04	-15.47	29.40
L 70 x 50 x 6	33.12	6.91	2.19	13.95	3.71	1.42	39.23	2.38	7.84	1.06	-12.43	26.19
L 70 x 50 x 7	37.92	7.99	2.18	15.94	4.28	1.41	44.87	2.37	8.98	1.06	-14.19	26.12
L 70 x 50 x 8	42.51	9.04	2.17	17.81	4.84	1.40	50.23	2.36	10.09	1.06	-15.82	26.02
L 70 x 50 x 9	46.90	10.06	2.16	19.60	5.38	1.39	55.31	2.34	11.18	1.05	-17.34	25.89
L 75 x 50 x 6	40.22	7.91	2.36	14.21	3.74	1.40	46.16	2.53	8.28	1.07	-13.77	23.32
L 75 x 50 x 7	46.09	9.15	2.35	16.24	4.32	1.39	52.84	2.52	9.48	1.07	-15.73	23.25
L 75 x 50 x 8	51.71	10.35	2.34	18.16	4.88	1.39	59.21	2.50	10.65	1.06	-17.55	23.15
L 75 x 55 x 6	41.52	8.03	2.35	18.79	4.53	1.58	49.94	2.58	10.36	1.17	-16.20	27.47
L 75 x 55 x 7	47.60	9.29	2.34	21.49	5.24	1.57	57.21	2.56	11.87	1.17	-18.54	27.42
L 75 x 55 x 8	53.43	10.52	2.33	24.06	5.92	1.56	64.14	2.55	13.35	1.16	-20.72	27.34
L 75 x 55 x 9	59.02	11.71	2.32	26.51	6.59	1.55	70.74	2.54	14.79	1.16	-22.76	27.23
L 80 x 40 x 6	44.49	8.58	2.53	7.35	2.35	1.03	47.05	2.60	4.79	0.83	-10.08	14.24
L 80 x 40 x 8	57.18	11.23	2.51	9.38	3.08	1.02	60.37	2.58	6.19	0.83	-12.76	14.05
L 80 x 65 x 6	52.32	9.29	2.49	30.81	6.33	1.91	67.31	2.82	15.83	1.37	-23.39	32.65
L 80 x 65 x 8	67.61	12.19	2.47	39.71	8.31	1.89	86.91	2.80	20.41	1.36	-30.18	32.60
L 80 x 65 x 10	81.76	14.97	2.45	47.87	10.19	1.88	104.82	2.78	24.82	1.35	-36.23	32.47
L 90 x 60 x 6	70.64	11.46	2.84	25.00	5.41	1.69	81.06	3.04	14.58	1.29	-24.16	23.32
L 90 x 60 x 8	91.50	15.09	2.82	32.25	7.12	1.68	104.94	3.02	18.82	1.28	-31.25	23.26



### Unequal leg angles

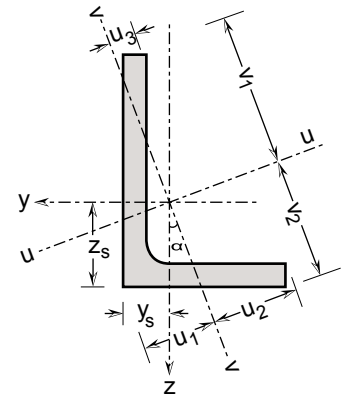
Dimensions: in accordance with EN 10056-1: 1998  
Tolerances: EN 10056-2:1993

General properties													
Designation		Dimensions					Position of axes						
	G kg/m	h mm	b mm	t mm	r mm	A mm <sup>2</sup> x10 <sup>2</sup>	ys mm	zs mm	v <sub>1</sub> mm	v <sub>2</sub> mm	u <sub>1</sub> mm	u <sub>2</sub> mm	u <sub>3</sub> mm
L 100 x 50 x 6	7.04	100	50	6	12 / 2 *	8.79	10.29	34.41	66.10	43.16	18.47	30.16	10.75
L 100 x 50 x 8	9.21	100	50	8	12 / 2 *	11.51	11.16	35.49	65.28	43.96	19.55	29.59	11.53
L 100 x 50 x 10	11.32	100	50	10	12 / 2 *	14.15	11.97	36.43	64.58	44.58	20.47	29.18	12.26
L 100 x 65 x 6	7.76	100	65	6	12 / 2 *	9.69	14.55	31.49	68.90	48.30	25.43	35.15	16.28
L 100 x 65 x 7	8.97	100	65	7	12 / 2 *	11.21	15.01	32.03	68.58	48.63	26.06	34.89	16.61
L 100 x 65 x 8	10.17	100	65	8	12 / 2 *	12.71	15.44	32.51	68.29	48.90	26.63	34.70	16.92
L 100 x 65 x 9	11.36	100	65	9	12 / 2 *	14.19	15.86	32.98	68.03	49.14	27.17	34.56	17.23
L 100 x 65 x 10	12.52	100	65	10	12 / 2 *	15.65	16.26	33.42	67.79	49.36	27.68	34.45	17.54
L 100 x 75 x 6	8.24	100	75	6	12 / 2 *	10.29	17.71	29.83	70.10	53.58	29.81	36.81	21.10
L 100 x 75 x 7	9.53	100	75	7	12 / 2 *	11.91	18.17	30.35	69.86	53.82	30.47	36.61	21.35
L 100 x 75 x 8	10.81	100	75	8	12 / 2 *	13.51	18.61	30.83	69.66	54.03	31.08	36.48	21.60
L 100 x 75 x 9	12.08	100	75	9	12 / 2 *	15.09	19.03	31.28	69.47	54.20	31.66	36.40	21.86
L 100 x 75 x 10	13.32	100	75	10	12 / 2 *	16.65	19.44	31.71	69.30	54.36	32.21	36.36	22.11
L 120 x 80 x 6	9.46	120	80	6	13 / 2 *	11.82	17.61	37.00	83.17	58.73	30.86	42.90	20.25
L 120 x 80 x 8	12.43	120	80	8	13 / 2 *	15.54	18.54	38.07	82.54	59.38	32.15	42.38	20.88
L 120 x 80 x 10	15.35	120	80	10	13 / 2 *	19.18	19.38	39.00	82.04	59.86	33.27	42.08	21.49
L 130 x 65 x 6	9.24	130	65	6	14 / 2 *	11.55	12.62	43.94	86.50	55.56	23.13	39.80	13.43
L 130 x 65 x 8	12.14	130	65	8	14 / 2 *	15.17	13.54	45.14	85.56	56.53	24.35	39.07	14.25
L 130 x 65 x 10	14.97	130	65	10	14 / 2 *	18.71	14.39	46.16	84.79	57.26	25.38	38.56	15.00
L 130 x 75 x 6	9.72	130	75	6	14 / 2 *	12.15	15.37	41.92	88.46	58.50	27.74	43.52	16.88
L 130 x 75 x 8	12.78	130	75	8	14 / 2 *	15.97	16.30	43.08	87.64	59.36	29.03	42.83	17.63
L 130 x 75 x 10	15.77	130	75	10	14 / 2 *	19.71	17.16	44.07	86.97	60.00	30.12	42.39	18.33
L 130 x 90 x 10	16.97	130	90	10	14 / 2 *	21.21	21.70	41.31	89.56	66.29	37.12	46.38	24.55
L 130 x 90 x 12	20.14	130	90	12	14 / 2 *	25.17	22.52	42.19	89.13	66.68	38.19	46.20	25.13
L 140 x 90 x 8	14.40	140	90	8	15 / 2 *	18.00	20.02	44.34	96.18	67.37	35.19	48.96	22.49
L 140 x 90 x 10	17.79	140	90	10	15 / 2 *	22.24	20.90	45.35	95.57	67.97	36.39	48.53	23.14

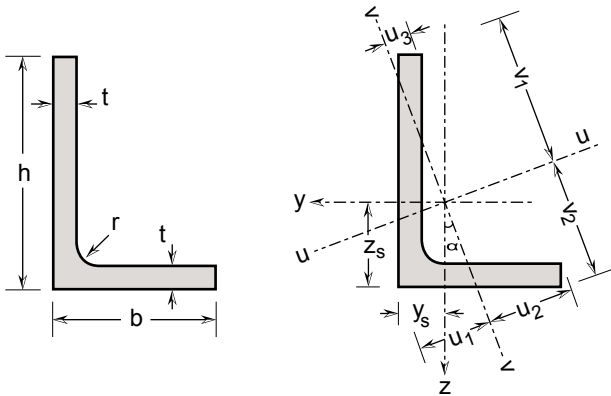
\* Profiles are also available laser fused with full penetration, equivalent to hot rolled (r = laser seam).

**Stainless steel**

Grade according to EN 10088-3: 1D  
Surface condition: blasted and pickled



Structural properties												
Designation	Axis y-y			Axis z-z			Axis u-u		Axis v-v		$I_{yz}$ mm <sup>4</sup> x10 <sup>4</sup>	$\alpha$
	$I_y$ mm <sup>4</sup> x10 <sup>4</sup>	$W_{el,y}$ mm <sup>3</sup> x10 <sup>3</sup>	$i_y$ mm x10	$I_z$ mm <sup>4</sup> x10 <sup>4</sup>	$W_{el,z}$ mm <sup>3</sup> x10 <sup>3</sup>	$i_z$ mm x10	$I_u$ mm <sup>4</sup> x10 <sup>4</sup>	$i_u$ mm x10	$I_v$ mm <sup>4</sup> x10 <sup>4</sup>	$i_v$ mm x10		
L 100 x 50 x 6	88.89	13.55	3.18	14.77	3.72	1.30	94.05	3.27	9.61	1.05	-20.22	14.31
L 100 x 50 x 8	115.20	17.86	3.16	19.07	4.91	1.29	121.82	3.25	12.45	1.04	-26.10	14.25
L 100 x 50 x 10	139.76	21.99	3.14	23.00	6.05	1.27	147.59	3.23	15.17	1.04	-31.23	14.07
L 100 x 65 x 6	96.98	14.16	3.16	32.17	6.38	1.82	110.12	3.37	19.03	1.40	-32.01	22.33
L 100 x 65 x 7	111.74	16.44	3.16	37.03	7.41	1.82	126.93	3.36	21.84	1.40	-36.95	22.35
L 100 x 65 x 8	126.04	18.68	3.15	41.70	8.41	1.81	143.14	3.36	24.59	1.39	-41.65	22.32
L 100 x 65 x 9	139.88	20.87	3.14	46.17	9.39	1.80	158.77	3.34	27.28	1.39	-46.12	22.27
L 100 x 65 x 10	153.28	23.02	3.13	50.46	10.35	1.80	173.83	3.33	29.91	1.38	-50.35	22.20
L 100 x 75 x 6	101.58	14.48	3.14	48.81	8.52	2.18	123.74	3.47	26.65	1.61	-40.74	28.54
L 100 x 75 x 7	117.13	16.82	3.14	56.24	9.90	2.17	142.76	3.46	30.60	1.60	-47.10	28.56
L 100 x 75 x 8	132.20	19.11	3.13	63.39	11.24	2.17	161.13	3.45	34.46	1.60	-53.18	28.55
L 100 x 75 x 9	146.80	21.36	3.12	70.29	12.56	2.16	178.85	3.44	38.24	1.59	-58.99	28.52
L 100 x 75 x 10	160.96	23.57	3.11	76.93	13.85	2.15	195.94	3.43	41.94	1.59	-64.53	28.47
L 120 x 80 x 6	171.84	20.70	3.81	61.24	9.82	2.28	197.32	4.09	35.77	1.74	-58.88	23.40
L 120 x 80 x 8	224.46	27.40	3.80	79.86	12.99	2.27	257.95	4.07	46.37	1.73	-77.23	23.45
L 120 x 80 x 10	274.33	33.87	3.78	97.23	16.04	2.25	315.06	4.05	56.51	1.72	-94.19	23.38
L 130 x 65 x 6	199.86	23.22	4.16	33.54	6.40	1.70	211.55	4.28	21.86	1.38	-45.61	14.37
L 130 x 65 x 8	260.93	30.75	4.15	43.78	8.51	1.70	276.30	4.27	28.41	1.37	-59.78	14.42
L 130 x 65 x 10	318.86	38.03	4.13	53.25	10.52	1.69	337.45	4.25	34.66	1.36	-72.68	14.35
L 130 x 75 x 6	209.43	23.78	4.15	51.26	8.60	2.05	228.79	4.34	31.90	1.62	-58.62	18.27
L 130 x 75 x 8	273.83	31.50	4.14	66.98	11.41	2.05	299.37	4.33	41.44	1.61	-77.05	18.34
L 130 x 75 x 10	335.02	38.99	4.12	81.61	14.11	2.03	366.10	4.31	50.53	1.60	-94.03	18.29
L 130 x 90 x 10	356.43	40.19	4.10	139.54	20.43	2.56	416.59	4.43	79.38	1.93	-129.10	24.99
L 130 x 90 x 12	418.80	47.69	4.08	163.35	24.21	2.55	488.94	4.41	93.21	1.92	-151.12	24.90
L 140 x 90 x 8	356.66	37.29	4.45	115.73	16.54	2.54	403.89	4.74	68.50	1.95	-116.66	22.04
L 140 x 90 x 10	437.54	46.23	4.44	141.60	20.49	2.52	495.49	4.72	83.64	1.94	-143.22	22.03



### Unequal leg angles

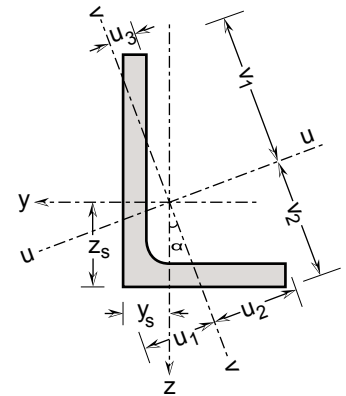
Dimensions: in accordance with EN 10056-1: 1998  
Tolerances: EN 10056-2:1993

General properties													
Designation		Dimensions					Position of axes						
	G kg/m	h mm	b mm	t mm	r mm	A mm <sup>2</sup> x10 <sup>2</sup>	ys mm	zs mm	v <sub>1</sub> mm	v <sub>2</sub> mm	u <sub>1</sub> mm	u <sub>2</sub> mm	u <sub>3</sub> mm
L 140 x 90 x 12	21.12	140	90	12	15 / 2 *	26.40	21.73	46.27	95.05	68.44	37.45	48.24	23.76
L 150 x 75 x 8	14.11	150	75	8	16 / 2 *	17.63	15.08	51.41	99.24	64.72	27.41	45.48	15.97
L 150 x 75 x 10	17.42	150	75	10	16 / 2 *	21.77	15.96	52.51	98.39	65.56	28.53	44.86	16.75
L 150 x 90 x 10	18.62	150	90	10	16 / 2 *	23.27	20.16	49.45	101.48	70.02	35.58	50.33	21.95
L 150 x 90 x 11	20.37	150	90	11	16 / 2 *	25.46	20.59	49.94	101.17	70.32	36.13	50.13	22.28
L 150 x 90 x 12	22.11	150	90	12	16 / 2 *	27.63	21.00	50.41	100.88	70.58	36.66	49.96	22.62
L 150 x 100 x 8	15.74	150	100	8	17 / 2 *	19.67	22.20	46.41	103.90	73.45	38.78	53.53	25.37
L 150 x 100 x 10	19.45	150	100	10	17 / 2 *	24.31	23.12	47.48	103.27	74.11	40.08	52.99	25.99
L 150 x 100 x 12	23.10	150	100	12	17 / 2 *	28.87	23.98	48.45	102.74	74.62	41.23	52.65	26.60
L 160 x 100 x 8	15.10	160	100	8	17 / 2 *	18.87	15.84	54.53	106.10	68.78	28.92	48.71	16.82
L 160 x 100 x 10	18.65	160	100	10	17 / 2 *	23.31	16.74	55.68	105.21	69.68	30.08	48.03	17.62
L 160 x 100 x 12	22.14	160	100	12	17 / 2 *	27.67	17.59	56.69	104.44	70.41	31.11	47.53	18.38
L 180 x 90 x 8	17.05	180	90	8	18 / 2 *	21.31	17.41	60.95	119.63	77.14	32.08	55.10	18.65
L 180 x 90 x 10	21.08	180	90	10	18 / 2 *	26.35	18.33	62.15	118.69	78.11	33.31	54.36	19.47
L 180 x 90 x 12	25.05	180	90	12	18 / 2 *	31.31	19.20	63.20	117.89	78.88	34.37	53.81	20.24
L 200 x 100 x 8	19.03	200	100	8	20 / 2 *	23.79	18.91	67.11	133.42	85.18	35.02	61.64	20.34
L 200 x 100 x 10	23.54	200	100	10	20 / 2 *	29.43	19.87	68.41	132.37	86.29	36.36	60.78	21.18
L 200 x 100 x 12	27.99	200	100	12	20 / 2 *	34.99	20.76	69.53	131.51	87.15	37.50	60.14	21.98
L 200 x 100 x 15	34.54	200	100	15	20 / 2 *	43.18	22.03	71.03	130.39	88.20	39.01	59.41	23.11
L 200 x 100 x 16	36.70	200	100	16	20 / 2 *	45.87	22.44	71.50	130.05	88.51	39.47	59.20	23.47
L 200x150x12	32.79	200	150	12	20 / 2 *	40.99	35.76	60.23	139.75	107.72	60.30	73.43	42.75
L 200x150x15	40.54	200	150	15	20 / 2 *	50.68	37.05	61.63	139.17	108.29	62.10	73.11	43.52

\* Profiles are also available laser fused with full penetration, equivalent to hot rolled (r = laser seam).

**Stainless steel**

Grade according to EN 10088-3: 1D  
Surface condition: blasted and pickled



Structural properties

Designation	Axis y-y			Axis z-z			Axis u-u		Axis v-v		$I_{yz}$ mm <sup>4</sup> x10 <sup>4</sup>	$\alpha$
	$I_y$ mm <sup>4</sup> x10 <sup>4</sup>	$W_{el,y}$ mm <sup>3</sup> x10 <sup>3</sup>	$i_y$ mm x10	$I_z$ mm <sup>4</sup> x10 <sup>4</sup>	$W_{el,z}$ mm <sup>3</sup> x10 <sup>3</sup>	$i_z$ mm x10	$I_u$ mm <sup>4</sup> x10 <sup>4</sup>	$i_u$ mm x10	$I_v$ mm <sup>4</sup> x10 <sup>4</sup>	$i_v$ mm x10		
L 140 x 90 x 12	514.77	54.92	4.42	165.95	24.31	2.51	582.48	4.70	98.25	1.93	-167.93	21.96
L 150 x 75 x 8	405.62	41.14	4.80	68.20	11.38	1.97	429.53	4.94	44.29	1.58	-92.95	14.43
L 150 x 75 x 10	497.47	51.03	4.78	83.43	14.13	1.96	526.75	4.92	54.15	1.58	-113.92	14.41
L 150 x 90 x 10	529.28	52.64	4.77	143.35	20.53	2.48	585.36	5.01	87.27	1.94	-157.44	19.61
L 150 x 90 x 11	576.86	57.65	4.76	155.96	22.47	2.47	637.84	5.00	94.98	1.93	-171.42	19.58
L 150 x 90 x 12	623.42	62.60	4.75	168.20	24.38	2.47	689.05	4.99	102.56	1.93	-184.90	19.54
L 150 x 100 x 8	444.79	42.94	4.76	158.12	20.32	2.84	510.51	5.09	92.40	2.17	-152.19	23.36
L 150 x 100 x 10	547.00	53.36	4.74	194.25	25.27	2.83	628.27	5.08	112.97	2.16	-187.82	23.40
L 150 x 100 x 12	644.93	63.51	4.73	228.42	30.05	2.81	740.52	5.06	132.83	2.14	-221.26	23.37
L 160 x 100 x 8	494.59	46.89	5.12	83.18	12.97	2.10	523.70	5.27	54.07	1.69	-113.25	14.42
L 160 x 100 x 10	607.50	58.23	5.11	102.03	16.13	2.09	643.33	5.25	66.19	1.69	-139.28	14.43
L 160 x 100 x 12	715.68	69.28	5.09	119.71	19.18	2.08	757.53	5.23	77.86	1.68	-163.38	14.37
L 180 x 90 x 8	711.08	59.73	5.78	120.27	16.57	2.38	753.17	5.95	78.18	1.92	-163.22	14.46
L 180 x 90 x 10	875.31	74.27	5.76	147.97	20.65	2.37	927.42	5.93	95.86	1.91	-201.54	14.50
L 180 x 90 x 12	1033.42	88.48	5.75	174.10	24.59	2.36	1094.66	5.91	112.87	1.90	-237.43	14.46
L 200 x 100 x 8	980.96	73.82	6.42	165.71	20.44	2.64	1038.63	6.61	108.04	2.13	-224.37	14.41
L 200 x 100 x 10	1210.15	91.97	6.41	204.73	25.55	2.64	1282.11	6.60	132.77	2.12	-278.44	14.49
L 200 x 100 x 12	1431.61	109.73	6.40	241.73	30.51	2.63	1516.76	6.58	156.58	2.12	-329.50	14.49
L 200 x 100 x 15	1749.93	135.69	6.37	293.81	37.68	2.61	1852.80	6.55	190.94	2.10	-400.47	14.41
L 200 x 100 x 16	1852.47	144.16	6.35	310.33	40.01	2.60	1960.70	6.54	202.10	2.10	-422.63	14.36
L 200x150x12	1639.07	117.27	6.32	792.10	69.34	4.40	2002.54	6.99	428.64	3.23	-663.29	28.72
L 200x150x15	2009.27	145.21	6.30	968.62	85.76	4.37	2454.43	6.96	523.46	3.21	-813.28	28.69