

European wide flange beams

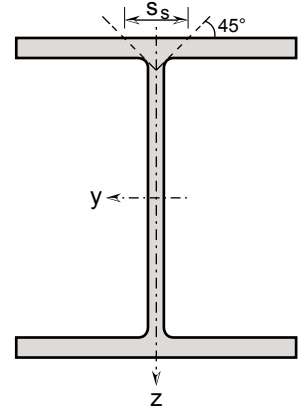
Dimensions: HE A, B, M in accordance with DIN 1025
HE AA according to Montanstahl mill standard
Tolerances: EN 10034: 1993

General properties									
Designation		Dimensions						Dimensions for detailing	
	G kg/m	h mm	b mm	t _w mm	t _f mm	r* mm	A mm ² x10 ²	h _i mm	d mm
HE 100 AA	11.5	91	100	4.2	5.5	2	14.39	80.0	76.0
HE 100 A	16.0	96	100	5	8	2	20.03	80.0	76.0
HE 100 B	19.9	100	100	6	10	2	24.83	80.0	76.0
HE 100 M	41.6	120	106	12	20	2	52.03	80.0	76.0
HE 120 AA	13.9	109	120	4.2	5.5	2	17.35	98.0	94.0
HE 120 A	19.3	114	120	5	8	2	24.13	98.0	94.0
HE 120 B	26.2	120	120	6.5	11	2	32.80	98.0	94.0
HE 120 M	52.2	140	126	12.5	21	2	65.20	98.0	94.0
HE 140 AA	17.5	128	140	4.3	6	2	21.82	116.0	112.0
HE 140 A	24.2	133	140	5.5	8.5	2	30.21	116.0	112.0
HE 140 B	33.4	140	140	7	12	2	41.75	116.0	112.0
HE 140 M	63.5	160	146	13	22	2	79.35	116.0	112.0
HE 160 AA	22.8	148	160	4.5	7	2	28.46	134.0	130.0
HE 160 A	29.5	152	160	6	9	2	36.87	134.0	130.0
HE 160 B	41.9	160	160	8	13	2	52.35	134.0	130.0
HE 160 M	76.1	180	166	14	23	2	95.15	134.0	130.0
HE 180 AA	27.7	167	180	5	7.5	2	34.63	152.0	148.0
HE 180 A	34.7	171	180	6	9.5	2	43.35	152.0	148.0
HE 180 B	50.7	180	180	8.5	14	2	63.35	152.0	148.0
HE 180 M	89.1	200	186	14.5	24	2	111.35	152.0	148.0
HE 200 AA	33.1	186	200	5.5	8	2	41.38	170.0	166.0
HE 200 A	40.9	190	200	6.5	10	2	51.08	170.0	166.0
HE 200 B	60.3	200	200	9	15	2	75.33	170.0	166.0
HE 200 M	102.8	220	206	15	25	2	128.53	170.0	166.0

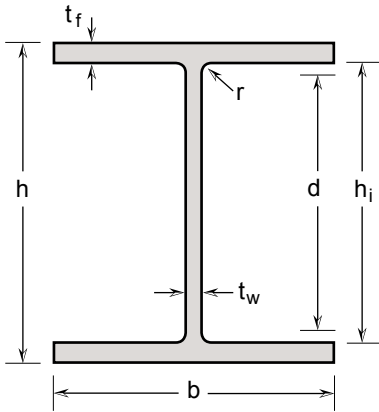
* Profiles are laser fused with full penetration, equivalent to hot rolled (r = laser seam).

Stainless steel

Grade according to EN 10088-3: 1D
Surface condition: blasted and pickled



Structural properties													
Designation	Strong axis y-y					Weak axis z-z					S _s mm	I _t mm ⁴ x10 ⁴	I _w mm ⁶ x10 ⁹
	I _y mm ⁴ x10 ⁴	W _{el,y} mm ³ x10 ³	W _{pl,y} mm ³ x10 ³	i _y mm x10	A _{vz} mm ² x10 ²	I _z mm ⁴ x10 ⁴	W _{el,z} mm ³ x10 ³	W _{pl,z} mm ³ x10 ³	i _z mm x10				
HE 100 AA	219.77	48.30	53.88	3.91	3.85	91.72	18.34	27.86	2.52	17.54	1.35	1.68	
HE 100 A	332.48	69.27	78.54	4.07	4.75	133.42	26.68	40.51	2.58	23.34	3.76	2.58	
HE 100 B	432.80	86.56	99.74	4.17	5.83	166.81	33.36	50.73	2.59	28.34	7.20	3.38	
HE 100 M	1125.87	187.65	231.34	4.65	12.83	398.17	75.13	115.26	2.77	54.34	59.33	9.93	
HE 120 AA	387.59	71.12	78.56	4.73	4.60	158.46	26.41	40.04	3.02	17.54	1.61	4.24	
HE 120 A	580.38	101.82	113.93	4.90	5.65	230.51	38.42	58.22	3.09	23.34	4.52	6.47	
HE 120 B	838.60	139.77	159.65	5.06	7.56	317.03	52.84	80.25	3.11	30.84	11.45	9.41	
HE 120 M	1991.80	284.54	345.05	5.53	15.75	701.74	111.39	170.55	3.28	56.84	81.83	24.79	
HE 140 AA	682.70	106.67	117.14	5.59	5.52	274.48	39.21	59.35	3.55	18.64	2.36	10.21	
HE 140 A	996.38	149.83	166.85	5.74	7.22	388.90	55.56	84.19	3.59	24.84	6.40	15.06	
HE 140 B	1472.48	210.35	238.79	5.94	9.47	549.14	78.45	119.03	3.63	33.34	17.29	22.48	
HE 140 M	3254.61	406.83	487.19	6.40	18.85	1143.26	156.61	239.40	3.80	59.34	109.16	54.33	
HE 160 AA	1206.00	162.97	178.35	6.51	6.66	477.97	59.75	90.29	4.10	20.84	4.09	23.75	
HE 160 A	1596.10	210.01	233.08	6.58	8.97	614.65	76.83	116.42	4.08	26.34	8.78	31.41	
HE 160 B	2415.12	301.89	341.90	6.79	12.31	888.05	111.01	168.56	4.12	36.34	25.55	47.94	
HE 160 M	5021.39	557.93	662.50	7.26	22.93	1756.56	211.63	323.49	4.30	62.34	143.70	108.05	
HE 180 AA	1866.77	223.57	244.46	7.34	8.31	729.16	81.02	122.46	4.59	22.34	5.73	46.36	
HE 180 A	2410.16	281.89	311.08	7.46	10.10	923.68	102.63	155.28	4.62	27.34	11.39	60.21	
HE 180 B	3731.00	414.56	467.68	7.67	14.70	1361.59	151.29	229.56	4.64	38.84	35.75	93.75	
HE 180 M	7383.00	738.30	869.68	8.14	26.51	2577.82	277.19	423.17	4.81	64.84	182.86	199.33	
HE 200 AA	2764.06	297.21	324.83	8.17	10.14	1066.91	106.69	161.30	5.08	23.84	7.82	84.49	
HE 200 A	3511.91	369.67	407.25	8.29	12.13	1333.73	133.37	201.81	5.11	28.84	14.91	108.00	
HE 200 B	5515.93	551.59	620.32	8.56	17.28	2001.04	200.10	303.46	5.15	41.34	48.68	171.13	
HE 200 M	10461.66	951.06	1112.92	9.02	30.28	3647.23	354.10	540.04	5.33	67.34	228.77	346.26	



European wide flange beams

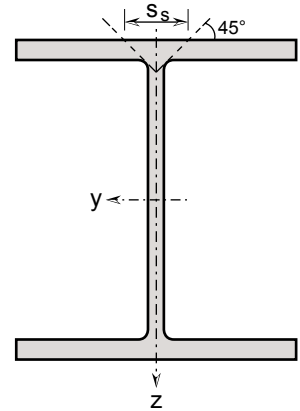
Dimensions: HE A, B, M in accordance with DIN 1025
HE AA according to Montanstahl mill standard
Tolerances: EN 10034: 1993

General properties									
Designation		Dimensions						Dimensions for detailing	
	G kg/m	h mm	b mm	t _w mm	t _f mm	r* mm	A mm ² x10 ²	h _i mm	d mm
HE 220 AA	39	205	220	6	8.5	2	48.71	188	184
HE 220 A	49.3	210	220	7	11	2	61.59	188	184
HE 220 B	70.6	220	220	9.5	16	2	88.29	188	184
HE 220 M	117.4	240	226	15.5	26	2	146.69	188	184
HE 240 AA	45.3	224	240	6.5	9	2	56.62	206	202
HE 240 A	58.5	230	240	7.5	12	2	73.08	206	202
HE 240 B	81.8	240	240	10	17	2	102.23	206	202
HE 240 M	159.7	270	248	18	32	21	199.59	206	164
HE 260 AA	51.2	244	260	6.5	9.5	2	64.06	225	221
HE 260 A	65.5	250	260	7.5	12.5	2	81.91	225	221
HE 260 B	90.8	260	260	10	17.5	2	113.53	225	221
HE 260 M	171.8	290	268	18	32.5	2	214.73	225	221
HE 280 AA	58.5	264	280	7	10	2	73.11	244	240
HE 280 A	73.9	270	280	8	13	2	92.35	244	240
HE 280 B	101.2	280	280	10.5	18	2	126.45	244	240
HE 280 M	188.2	310	288	18.5	33	2	235.25	244	240
HE 300 AA	66.1	283	300	7.5	10.5	2	82.68	262	258
HE 300 A	85	290	300	8.5	14	2	106.3	262	258
HE 300 B	114.3	300	300	11	19	2	142.85	262	258
HE 300 M	237.5	340	310	21	39	2	296.85	262	258
HE 320 AA	70.7	301	300	8	11	2	88.35	279	275
HE 320 A	94.5	310	300	9	15.5	2	118.14	279	275
HE 320 B	124.1	320	300	11.5	20.5	2	155.12	279	275
HE 320 M	244.7	359	309	21	40	2	305.82	279	275

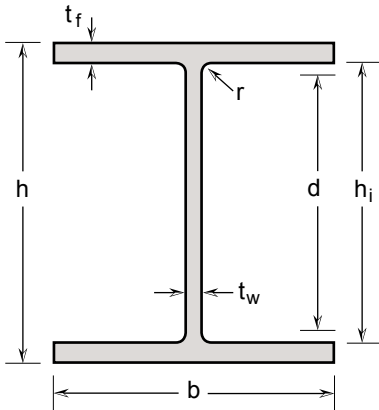
* Profiles are laser fused with full penetration, equivalent to hot rolled (r = laser seam).

Stainless steel

Grade according to EN 10088-3: 1D
Surface condition: blasted and pickled



Structural properties												
Designation	Strong axis y-y					Weak axis z-z				S _s mm	I _t mm ⁴ x10 ⁴	I _w mm ⁶ x10 ⁹
	I _y mm ⁴ x10 ⁴	W _{el,y} mm ³ x10 ³	W _{pl,y} mm ³ x10 ³	i _y mm x10	A _{vz} mm ² x10 ²	I _z mm ⁴ x10 ⁴	W _{el,z} mm ³ x10 ³	W _{pl,z} mm ³ x10 ³	i _z mm x10			
HE 220 AA	3947.74	385.15	420.79	9.00	12.16	1508.81	137.16	207.40	5.57	25.34	10.43	145.61
HE 220 A	5187.21	494.02	543.75	9.18	14.40	1952.68	177.52	268.52	5.63	31.34	21.65	193.27
HE 220 B	7868.48	715.32	802.34	9.44	20.05	2840.82	258.26	391.46	5.67	43.84	64.78	295.42
HE 220 M	14382.34	1198.53	1394.74	9.90	34.24	5007.90	443.18	675.31	5.84	69.84	282.13	572.68
HE 240 AA	5472.34	488.60	533.71	9.83	14.37	2074.08	172.84	261.39	6.05	26.84	13.64	239.63
HE 240 A	7400.34	643.51	707.76	10.06	16.86	2765.53	230.46	348.51	6.15	33.84	30.47	328.49
HE 240 B	10896.46	908.04	1016.28	10.32	23.01	3918.53	326.54	494.77	6.19	46.34	84.54	486.95
HE 240 M	24299.58	1799.97	2116.95	11.03	60.07	8152.04	657.42	1005.93	6.39	106.60	627.90	1151.99
HE 260 AA	7416.32	607.89	661.87	10.76	15.66	2783.39	214.11	323.49	6.59	27.84	16.98	382.58
HE 260 A	9890.71	791.26	867.18	10.99	18.35	3662.46	281.73	425.68	6.69	34.84	36.85	516.35
HE 260 B	14355.18	1104.24	1230.32	11.24	24.98	5128.22	394.48	597.14	6.72	47.34	99.19	753.65
HE 260 M	30742.61	2120.18	2471.02	11.97	47.68	10437.42	778.91	1185.40	6.97	85.34	637.76	1728.35
HE 280 AA	9889.38	749.20	815.81	11.63	18.21	3659.37	261.38	395.00	7.07	29.34	21.54	590.11
HE 280 A	13004.70	963.31	1054.97	11.87	21.11	4757.31	339.81	513.52	7.18	36.34	45.01	785.37
HE 280 B	18601.67	1328.69	1477.18	12.13	28.26	6587.96	470.57	712.34	7.22	48.84	117.02	1130.15
HE 280 M	38878.74	2508.31	2908.38	12.86	52.60	13151.24	913.28	1389.49	7.48	86.84	721.48	2520.23
HE 300 AA	12831.05	906.79	987.53	12.46	20.89	4725.93	315.06	476.20	7.56	30.84	26.95	877.15
HE 300 A	17290.45	1192.44	1305.52	12.75	24.05	6301.35	420.09	634.75	7.70	38.84	59.95	1199.77
HE 300 B	24192.63	1612.84	1790.92	13.01	31.70	8552.92	570.19	862.95	7.74	51.34	147.14	1687.79
HE 300 M	58227.97	3425.17	3999.92	14.01	64.80	19384.41	1250.61	1902.87	8.08	101.34	1263.06	4386.03
HE 320 AA	15337.64	1019.11	1113.16	13.18	23.67	4951.20	330.08	499.48	7.49	32.34	31.53	1040.74
HE 320 A	21818.87	1407.67	1545.04	13.59	27.16	6976.70	465.11	703.17	7.68	42.34	80.62	1512.36
HE 320 B	29713.82	1857.11	2066.20	13.84	35.30	9228.55	615.24	931.75	7.71	54.84	183.85	2068.71
HE 320 M	67025.12	3733.99	4351.98	14.80	68.62	19690.66	1274.48	1940.42	8.02	103.34	1353.67	5003.86
HE 340 AA	18288.04	1143.00	1252.28	13.93	26.72	5176.53	345.10	522.88	7.41	33.84	36.69	1231.29



European wide flange beams

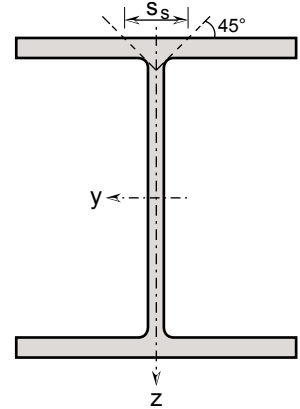
Dimensions: HE A, B, M in accordance with DIN 1025
HE AA according to Montanstahl mill standard
Tolerances: EN 10034: 1993

General properties									
Designation		Dimensions						Dimensions for detailing	
	G kg/m	h mm	b mm	t _w mm	t _f mm	r* mm	A mm ² x10 ²	h _i mm	d mm
HE 340 AA	75.4	320	300	8.5	11.5	2	94.28	297.0	293.0
HE 340 A	101.8	330	300	9.5	16.5	2	127.25	297.0	293.0
HE 340 B	131.7	340	300	12	21.5	2	164.67	297.0	293.0
HE 340 M	247.7	377	309	21	40	2	309.60	297.0	293.0
HE 360 AA	80.3	339	300	9	12	2	100.38	315.0	311.0
HE 360 A	109.2	350	300	10	17.5	2	136.53	315	311
HE 360 B	139.5	360	300	12.5	22.5	2	174.41	315	311
HE 360 M	250.1	395	308	21	40	2	312.58	315.0	311.0
HE 400 AA	89.2	378	300	9.5	13	2	111.47	352.0	348.0
HE 400 A	122.2	390	300	11	19	2	152.75	352.0	348.0
HE 400 B	153.2	400	300	13.5	24	2	191.55	352.0	348.0
HE 400 M	255.6	432	307	21	40	2	319.55	352.0	348.0
HE 450 AA	96.7	425	300	10	13.5	2	120.83	398.0	394.0
HE 450 A	137.4	440	300	11.5	21	2	171.8	398	394
HE 450 B	169.4	450	300	14	26	2	211.75	398	394
HE 450 M	263.4	478	307	21	40	2	329.21	398.0	394.0
HE 500 AA	104.5	472	300	10.5	14	2	130.65	444.0	440.0
HE 500 A	153.1	490	300	12	23	2	191.31	444.0	440.0
HE 500 B	185.9	500	300	14.5	28	2	232.41	444.0	440.0
HE 500 M	270.5	524	306	21	40	2	338.07	444.0	440.0
HE 550 AA	117.3	522	300	11.5	15	2	146.61	492.0	488.0
HE 550 A	164.4	540	300	12.5	24	2	205.53	492	488
HE 550 B	198.3	550	300	15	29	2	247.83	492	488
HE 550 M	278.5	572	306	21	40	2	348.15	492.0	488.0

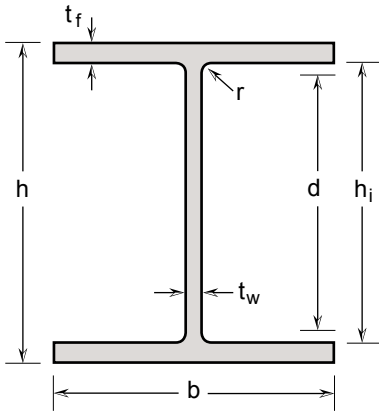
* Profiles are laser fused with full penetration, equivalent to hot rolled (r = laser seam).

Stainless steel

Grade according to EN 10088-3: 1D
Surface condition: blasted and pickled



Structural properties												
Designation	Strong axis y-y					Weak axis z-z				S _s mm	I _t mm ⁴ x10 ⁴	I _w mm ⁶ x10 ⁹
	I _y mm ⁴ x10 ⁴	W _{el,y} mm ³ x10 ³	W _{pl,y} mm ³ x10 ³	i _y mm x10	A _{vz} mm ² x10 ²	I _z mm ⁴ x10 ⁴	W _{el,z} mm ³ x10 ³	W _{pl,z} mm ³ x10 ³	i _z mm x10			
HE 340 A	26428.86	1601.75	1761.83	14.41	30.48	7427.13	495.14	749.22	7.64	44.84	97.44	1824.36
HE 340 B	35392.15	2081.89	2319.46	14.66	39.11	9679.29	645.29	978.21	7.67	57.34	212.62	2453.63
HE 340 M	75107.43	3984.48	4628.93	15.58	72.40	19692.05	1274.57	1942.40	7.98	103.34	1359.22	5584.50
HE 360 AA	21608.52	1274.84	1401.00	14.67	29.94	5401.92	360.13	546.40	7.34	35.34	42.46	1443.54
HE 360 A	31660.94	1809.20	1994.23	15.23	33.98	7877.64	525.18	795.39	7.60	47.34	116.48	2176.58
HE 360 B	41764.60	2320.26	2588.74	15.47	43.12	10130.14	675.34	1024.83	7.62	59.84	244.31	2883.25
HE 360 M	83438.18	4224.72	4895.07	16.34	76.18	19503.09	1266.43	1932.05	7.90	103.34	1360.51	6137.02
HE 400 AA	29453.23	1558.37	1718.37	16.25	35.23	5852.52	390.17	592.96	7.25	37.84	54.22	1948.42
HE 400 A	43270.53	2219.00	2456.04	16.83	41.60	8553.92	570.26	865.67	7.48	51.34	151.13	2942.08
HE 400 B	55881.66	2794.08	3125.98	17.08	51.75	10807.23	720.48	1096.06	7.51	63.84	300.23	3817.15
HE 400 M	102320.23	4737.05	5464.86	17.89	83.95	19316.84	1258.43	1923.83	7.77	103.34	1367.67	7410.30
HE 450 AA	39569.35	1862.09	2063.27	18.10	41.72	6078.33	405.22	617.47	7.09	39.34	62.75	2571.73
HE 450 A	61403.35	2791.06	3095.79	18.91	49.06	9455.06	630.34	958.18	7.42	55.84	202.31	4147.63
HE 450 B	77569.28	3447.52	3862.30	19.14	60.43	11709.12	780.61	1189.53	7.44	68.34	379.89	5258.45
HE 450 M	129166.06	5404.44	6210.94	19.81	93.61	19320.39	1258.66	1928.90	7.66	103.34	1381.87	9251.50
HE 500 AA	51739.75	2192.36	2441.84	19.90	48.68	6304.29	420.29	642.26	6.95	40.84	72.36	3303.78
HE 500 A	84071.23	3431.48	3814.47	20.96	56.99	10356.41	690.43	1051.01	7.36	60.34	263.81	5643.05
HE 500 B	104272.24	4170.89	4680.18	21.18	69.59	12611.30	840.75	1283.36	7.37	72.84	472.29	7017.70
HE 500 M	159025.39	6069.67	6959.88	21.69	103.27	19136.05	1250.72	1921.71	7.52	103.34	1391.80	11186.75
HE 550 AA	69286.92	2654.67	2978.28	21.74	58.94	6756.25	450.42	691.29	6.79	43.84	92.96	4337.70
HE 550 A	108347.76	4012.88	4472.49	22.96	65.49	10808.02	720.53	1099.24	7.25	62.84	302.37	7188.91
HE 550 B	133106.42	4840.23	5441.28	23.17	79.34	13063.86	870.92	1332.70	7.26	75.34	529.36	8855.76
HE 550 M	194399.50	6797.19	7783.36	23.63	113.35	19139.76	1250.96	1927.00	7.41	103.34	1406.62	13515.63
HE 600 AA	87534.88	3066.02	3458.80	23.55	67.31	6982.79	465.52	716.96	6.65	45.34	106.20	5380.87
HE 600 A	136871.05	4639.70	5186.13	24.93	74.48	11259.90	750.66	1147.84	7.15	65.34	344.73	8978.20



European wide flange beams

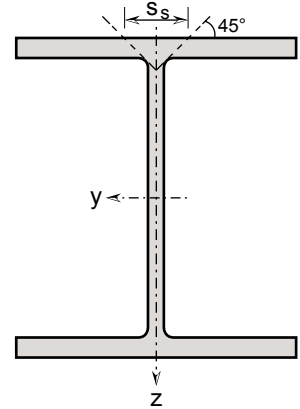
Dimensions: HE A, B, M in accordance with DIN 1025
HE AA according to Montanstahl mill standard
Tolerances: EN 10034: 1993

General properties									
Designation		Dimensions						Dimensions for detailing	
	G kg/m	h mm	b mm	t _w mm	t _f mm	r* mm	A mm ² x10 ²	h _i mm	d mm
HE 600 AA	126.3	571	300	12	15.5	2	157.83	540.0	536.0
HE 600 A	176.2	590	300	13	25	2	220.23	540.0	536.0
HE 600 B	211.0	600	300	15.5	30	2	263.73	540.0	536.0
HE 600 M	285.9	620	305	21	40	2	357.43	540.0	536.0
HE 650 AA	135.6	620	300	12.5	16	2	169.53	588.0	584.0
HE 650 A	188.3	640	300	13.5	26	2	235.41	588.0	584.0
HE 650 B	224.1	650	300	16	31	2	280.11	588.0	584.0
HE 650 M	294.0	668	305	21	40	2	367.51	588.0	584.0
HE 700 AA	147.8	670	300	13	17	2	184.71	636.0	632.0
HE 700 A	203.4	690	300	14.5	27	2	254.25	636.0	632.0
HE 700 B	240.1	700	300	17	32	2	300.15	636.0	632.0
HE 700 M	301.4	716	304	21	40	2	376.79	636.0	632.0
HE 800 AA	168.6	770	300	14	18	2	210.79	734.0	730.0
HE 800 A	222.5	790	300	15	28	2	278.13	734.0	730.0
HE 800 B	261.2	800	300	17.5	33	2	326.48	734.0	730.0
HE 800 M	317.3	814	303	21	40	2	396.57	734.0	730.0
HE 900 AA	195.6	870	300	15	20	2	244.53	830.0	826.0
HE 900 A	250.3	890	300	16	30	2	312.83	830.0	826.0
HE 900 B	290.9	900	300	18.5	35	2	363.58	830.0	826.0
HE 900 M	332.7	910	302	21	40	2	415.93	830.0	826.0
HE 1000 AA	219.6	970	300	16	21	2	274.51	928.0	924.0
HE 1000 A	271.3	990	300	16.5	31	2	339.15	928.0	924.0
HE 1000 B	313.9	1000	300	19	36	2	392.35	928.0	924.0
HE 1000 M	349.2	1008	302	21	40	2	436.51	928.0	924.0

* Profiles are laser fused with full penetration, equivalent to hot rolled (r = laser seam).

Stainless steel

Grade according to EN 10088-3: 1D
Surface condition: blasted and pickled



Structural properties													
Designation	Strong axis y-y					Weak axis z-z					S _s mm	I _t mm ⁴ x10 ⁴	I _w mm ⁶ x10 ⁹
	I _y mm ⁴ x10 ⁴	W _{el,y} mm ³ x10 ³	W _{pl,y} mm ³ x10 ³	i _y mm x10	A _{vz} mm ² x10 ²	I _z mm ⁴ x10 ⁴	W _{el,z} mm ³ x10 ³	W _{pl,z} mm ³ x10 ³	i _z mm x10				
HE 600 B	166704.05	5556.80	6260.88	25.14	89.58	13516.78	901.12	1382.46	7.16	77.84	591.14	10965.38	
HE 600 M	233110.48	7519.69	8607.83	25.54	123.43	18956.80	1243.07	1920.07	7.28	103.34	1417.17	15907.59	
HE 650 AA	108782.73	3509.12	3980.66	25.33	76.17	7209.59	480.64	742.99	6.52	46.84	120.94	6566.69	
HE 650 A	170016.88	5313.03	5957.09	26.87	83.96	11712.07	780.80	1196.82	7.05	67.84	391.09	11027.13	
HE 650 B	205454.74	6321.68	7140.68	27.08	100.31	13970.09	931.34	1432.66	7.06	80.34	657.86	13362.74	
HE 650 M	276506.22	8278.63	9477.76	27.43	133.51	18960.50	1243.31	1925.36	7.18	103.34	1431.99	18649.52	
HE 700 AA	136663.26	4079.50	4646.00	27.20	85.60	7661.66	510.78	791.89	6.44	49.34	145.51	8155.07	
HE 700 A	209244.00	6065.04	6837.69	28.69	97.25	12166.18	811.08	1248.46	6.92	70.84	448.81	13351.91	
HE 700 B	250831.07	7166.60	8133.00	28.91	114.87	14426.07	961.74	1485.98	6.93	83.34	739.76	16064.06	
HE 700 M	323220.70	9028.51	10344.85	29.29	143.59	18778.77	1235.45	1918.48	7.06	103.34	1442.54	21397.49	
HE 800 AA	198896.85	5166.15	5947.70	30.72	106.03	8116.80	541.12	845.99	6.21	52.34	184.73	11451.46	
HE 800 A	293457.24	7429.30	8422.39	32.48	115.45	12620.67	841.38	1301.31	6.74	73.34	510.51	18290.29	
HE 800 B	349098.22	8727.46	9951.62	32.70	135.58	14882.81	992.19	1541.23	6.75	85.84	827.34	21840.23	
HE 800 M	432612.60	10629.30	12210.61	33.03	164.17	18602.11	1227.86	1917.14	6.85	103.34	1468.53	27775.29	
HE 900 AA	288322.38	6628.10	7684.80	34.34	128.33	9023.37	601.56	946.71	6.07	57.34	254.07	16256.25	
HE 900 A	409252.28	9196.68	10497.02	36.17	138.83	13528.36	901.89	1403.15	6.58	78.34	638.35	24961.50	
HE 900 B	481242.00	10694.27	12270.09	36.38	161.46	15793.83	1052.92	1646.05	6.59	90.84	1003.74	29461.36	
HE 900 M	557611.47	12255.20	14127.75	36.61	184.33	18426.50	1220.30	1915.63	6.66	103.34	1493.89	34746.26	
HE 1000 AA	390366.57	8048.80	9425.03	37.71	152.71	9481.70	632.11	1004.42	5.88	60.34	312.95	21276.70	
HE 1000 A	537761.48	10863.87	12472.68	39.82	159.51	13984.77	932.32	1458.19	6.42	80.84	717.54	32073.87	
HE 1000 B	628663.54	12573.27	14503.42	40.03	184.63	16253.08	1083.54	1703.79	6.44	93.34	1112.68	37636.49	
HE 1000 M	706214.69	14012.20	16216.25	40.22	204.91	18434.06	1220.80	1926.43	6.50	103.34	1524.15	43015.04	